



Home Fire Safety Inspection Checklist

Green Bay Fire Department

920-448-3293

www.greenbayfd.com

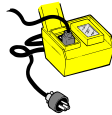
Heating Equipment & Fireplace

- Keep space heaters at least 3 feet away from all combustibles
- Replace furnace filters once a year
- Clean lint from behind clothes dryer
- Install a spark screen in front of the fireplace
- Have chimney inspected and cleaned annually
- Install a spark arrester on chimney
- Dispose of ashes in metal containers
- Keep newspapers, other combustibles and clutter away from water heater



Electrical

- Avoid overloading electrical circuits
- Inspect electrical cords and appliances for damage
- Do not tack cords to the wall or run them under rugs
- Maintain air space around electrical equipment, such as, TV, VCR, stereo, etc.
- Install additional outlets, by a qualified electrician, to avoid using cube taps and extension cords
- If you must use extension cords, use only the kind that have a built-in circuit breaker



Flammable Liquid & Hazardous Materials


- Limit the amount of chemicals stored
- Dispose of and recycle household hazardous materials properly (see below)
- Store hazardous materials in proper containers with tight-fitting lids and correct identification labels
- Store hazardous materials away from heat sources
- Allow for proper ventilation when using flammable liquids and hazardous materials
- Put oily rags in metal containers with tight-fitting lids, not in a pile where they can spontaneously ignite



For more information, contact the Brown County Household Hazardous Waste Program 492-4950

Fire Extinguishers

- Purchase a multipurpose (ABC) extinguisher
- Teach your family how to use a fire extinguisher (Use P.A.S.S.: Pull the pin, Aim, Squeeze, Sweep)
- Inspect extinguishers annually



Exterior

- Make house number visible from street



Cooking

- Never leave cooking unattended
- Cuff sleeves and turn pot handles inward when cooking to avoid burn injuries
- Never store combustibles in oven or on top of stove
- When barbequing, move unit away from the house
- Dispose of coals/ashes in metal containers



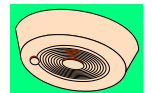
Smoking Materials & Candles

- Never leave cigarettes or candles unattended
- Purchase and use ashtrays that have the center support feature
- Empty ashtrays into noncombustible containers only
- Never smoke in bed
- Place candles in noncombustible, sturdy holders
- Keep matches and lighters out of reach of children



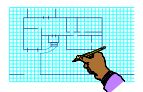
Smoke Alarms

- Install smoke alarms inside and outside every sleeping area and on every level of your home
 - Test smoke alarms once a month Hint: use a broom handle to reach & push test button
 - Replace smoke alarm batteries once a year Hint: use Daylight Savings Time as a reminder
 - Replace smoke alarm units every 10 years
- For information on carbon monoxide detectors, contact www.greenbayfd.com



Develop & Practice a Home Escape Plan

- Develop a home escape plan that includes: Crawling low under smoke
- Two exits out of every room
- A meeting place outside (tree, mailbox, etc.)
- Practice escape plan with every member
- Teach all family members how to: Dial 9-1-1 in an emergency (State your name, location & type of emergency) Stop, drop, and roll if clothes catch fire



For more information and additional resources, visit Green Bay Fire Department on-line at www.greenbayfd.com